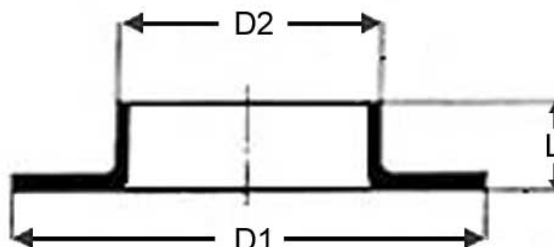




**SERIE INDUSTRIAL SCH. 5S / 10S - DIMENSIONES SEGÚN ANSI-B 16.9**

**COLLARES**

- Acero inoxidable AISI 304
- Acero Inoxidable AISI 316
- Acabado Mate
- ANSI-B 16.9



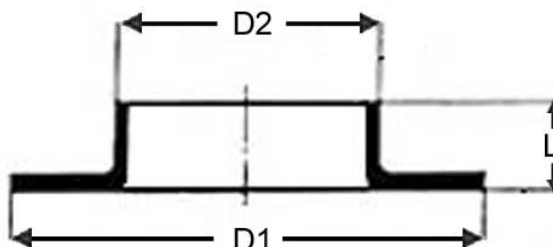
DN (Inch.)	D2 (MM)	D1 (MM)	L (MM)
1/2"	21.3	45	6
3/4"	26.9	58	7
1"	33.7	68	9
1.1/4"	42.4	78	12
1.1/2"	48.3	88	15
2"	60.3	102	13
2.1/2"	63.5	---	---
3"	88.9	138	14
4"	114.3	158	14
5"	141.3	188	15
6"	168.3	212	19
8"	219.1	268	23
10"	273.0	320	23



**SERIE SANITARIA**

**COLLARES**

- Acero inoxidable AISI 304
- Acero Inoxidable AISI 316
- Pulido Sanitario Interno y Externo



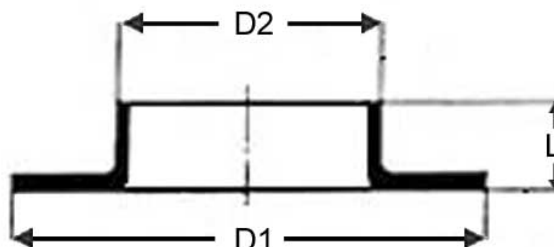
DN (Inch.)	D2 (MM)	L (MM)
1/2"	12.7	6
3/4"	19.0	7
1"	25.4	9
1.1/2"	30.8	15
2"	50.8	13
2.1/2"	63.5	---
3"	76.2	14
4"	101.8	14



**ESPEORES DE PARED**

**COLLARES**

- Acero inoxidable AISI 304
- Acero Inoxidable AISI 316
- Serie Sanitaria e Industrial



DN		Ø Ext.	PAREDES		
MM	IN		Sanitarias (MM)	Sch. 5S (MM)	Sch. 10S (MM)
15	1/2	21.3	1.25	1.65	2.11
20	3/4	26.7	1.25	1.65	2.11
25	1	33.4	1.25	1.65	2.77
32	1.1/4	42.2	1.25	1.65	2.77
40	1.1/2	48.3	1.25	1.65	2.77
50	2	60.3	1.50	1.65	2.77
65	2.1/2	73	1.50	2.11	3.05
80	3	88.9	1.50	2.11	3.05
90	3.1/2	101.6	1.50	2.11	3.05
100	4	114.3	2.00	2.11	3.05
125	5	141.3	2.00	2.77	3.40
150	6	168.3	2.00	2.77	3.40
200	8	219.1	3.00	2.77	3.76
250	10	273	3.00	3.40	4.19